

**Title:** A Descriptive Analysis of the Use of Various Therapeutics in a Cohort of COVID-19 Patients and the Influence of Media Coverage

**Article type:** Original Article

**Author names:**

1. Alfred A. Mathew\*
2. Barbara Mensah\*
3. John C. Cravero
4. David C. Moffatt
5. Roshan Dongre
6. Thao K. Giang
7. Samantha C. Olvera
8. Susan L.F. McLellan
9. Corri B. Levine

\*Contributed equally

**Degrees and Affiliations:**

1. MD, MBA. University of Texas Medical Branch, Galveston, TX, USA
2. MD, University of Texas Medical Branch, Galveston, TX, USA
3. MD, University of Texas Medical Branch, Galveston, TX, USA
4. MD, University of Texas Medical Branch, Galveston, TX, USA
5. BS, Texas A&M University School of Engineering Medicine, Houston, TX, USA
6. MD, University of Texas Medical Branch, Galveston, TX, USA
7. MD, University of Texas Medical Branch, Galveston, TX, USA
8. MD, MPH. University of Texas Medical Branch, Galveston, TX, USA
9. PhD, MS, MPH. University of Texas Medical Branch, Galveston, TX, USA

**ORCID (Open Researcher and Contributor Identifier):**

- <https://orcid.org/0009-0003-1091-0083>  
<https://orcid.org/0009-0002-9128-3626>  
<https://orcid.org/0000-0001-9755-6275>  
<https://orcid.org/0000-0003-4731-6275>  
<https://orcid.org/0009-0005-8589-086X>  
<https://orcid.org/0009-0007-0764-1002>  
<https://orcid.org/0009-0008-2128-140X>  
<https://orcid.org/0009-0007-2959-4497>  
<https://orcid.org/0000-0003-0405-5191>

**About the author:** Alfred Mathew is a recent medical graduate from the University of Texas Medical Branch John Sealy School of Medicine, Galveston, USA. He is also a Certified Healthcare Financial Professional

accredited through the dual MD/MBA track. Barbara Mensah is a categorical Medicine intern at Dell Medical School in Austin, currently undecided on a career path. Notable recent awards/nominations include a nomination for Resident Educator of the term.

**Corresponding author email:** cblevine@utmb.edu

**Acknowledgment:** We would like to thank every individual who has donated to the UTMB Biorepository for Emerging Infectious Diseases. Your contributions are advancing science and medicine to help our future patients.

**Financing:** Funding for this study came from departmental funds from the University of Texas Medical Branch, Department of Internal Medicine – Division of Infectious Diseases.

**Conflict of interest statement by authors:** The authors have no conflict of interest to declare.

**Compliance with ethical standards:** Subjects were consented to participate in protocols approved by the University of Nebraska Medical Center (UNMC) Institutional Review Board (IRB) and reviewed for local context by the University of Texas Medical Branch (UTMB) IRB. The two protocols used were the Observational Protocol for Diseases and Exposures of Public Health Importance (UNMC IRB # 0060-20-EP; UTMB IRB # 20-0031) and the Clinical Characterization Protocol for Severe Emerging Infections (UNMC IRB #0146-20-FB; UTMB IRB # 20-0066).

**Authors Contribution Statement:** Conceptualization, Alfred Mathew, Barbara Mensah, Susan McLellan, and Corri Levine; Investigation, Alfred Mathew, Barbara Mensah, John Cravero, David Moffatt, Roshan Dongre, Thao Giang, Samantha Olvera and Corri Levine; Supervision, Susan McLellan and Corri Levine; Writing – original draft, Alfred Mathew, Barbara Mensah and Corri Levine; Writing – review & editing, John Cravero, David Moffat, Roshan Dongre, Thao Giang, Samantha Olvera and Susan McLellan.

**Manuscript word count:** 3575

**Abstract word count:** 248

**Number of Figures and Tables:** 3 figures, 1 table

**Personal, Professional, and Institutional Social Network accounts.**

- **Facebook:**
- **Twitter:** CBLevine\_PhD, UTMB\_SPECTRE
- **Instagram:** utmb\_spectre
- **Linkedin:** [linkedin.com/in/corri-b-levine](https://www.linkedin.com/in/corri-b-levine), [linkedin.com/company/university-of-texas-medical-branch-spectre](https://www.linkedin.com/company/university-of-texas-medical-branch-spectre)

**Discussion Points:**

- Medication use trends in the #Texas gulf coast for treating #COVID19. Prescribing and OTC use were influenced by both published guidelines and media coverage.

1 **Dates**

2 Submission: 06/22/2023

3 Revisions: 08/05/2023, 02/21/2024

4 Responses: 11/03/2023, 07/12/2024

5 Acceptance: 07/14/2024

6 Publication: 07/22/2024

7

8 **Editors**

9 Associate Editor/Editor: Francisco J. Bonilla-Escobar

10 Student Editors: Richard Christian Suteja, Cesare Mercalli & Praise Senyuy Wah

11 Copyeditor:

12 Proofreader:

13 Layout Editor:

14

15 **Publisher's Disclosure:** *This is a PDF file of an unedited manuscript that has been accepted for publication.*  
16 *As a service to our readers and authors we are providing this early version of the manuscript. The manuscript*  
17 *will undergo copyediting, typesetting, and review of the resulting proof before it is published in its final citable*  
18 *form. Please note that during the production process errors may be discovered which could affect the content,*  
19 *and all legal disclaimers that apply to the journal pertain.*

**ABSTRACT.**

20           **Background:** Severe acute respiratory syndrome coronavirus 2 (SARS-CoV-2) impacted the  
21 healthcare system immensely throughout 2020-2022. Treatment practices varied in Texas, as guidelines were  
22 in flux. As a result, a variety of therapeutics were used. Many verified medications with scientific basis were  
23 trialed, while others were implemented despite a lack of scientific consensus. This study aimed to identify how  
24 practice patterns to treat and manage COVID-19 changed over time in a cohort of patients in the University of  
25 Texas Medical Branch hospital system.

26  
27           **Methods:** Ninety participants with a COVID-19 diagnosis were included in the analysis for this study.  
28 Data was collected by a retrospective chart review, and included medications administered before and during  
29 current admission. Medications were categorized as: antiviral, antibiotic, steroid, supplement, antibody,  
30 hydroxychloroquine, and others.

31  
32           **Results:** Differences in therapeutic use were identified based on hospitalization status (outpatient or  
33 inpatient) and month admitted. The largest difference in the antiviral Remdesivir (78%), requiring intravenous  
34 administration for up to ten days. In the outpatient setting, antibiotics, primarily azithromycin, were quite  
35 common. Additionally, month-to-month variation in steroid use and antibiotic use was observed.

36  
37           **Conclusion:** This study shows that adapting medical guidelines and strong media coverage played a  
38 role in the clinical management of COVID-19 patients. At times, some ineffective medications were prescribed  
39 such as hydroxychloroquine. Medical leaders and news coverage should collaborate closely, for future public  
40 health emergencies to prevent the prescription of ultimately ineffective and potentially hazardous treatments.

41  
42           **Key Words:** COVID-19; SARS-CoV-2; Standard of Care

43  
44

45 **INTRODUCTION.**

46 In 2019, a novel coronavirus first identified in Wuhan, China, brought the world to a halt. Severe Acute  
47 Respiratory Syndrome (SARS) Coronavirus (CoV)-2 (SARS-COV-2) continues to be a focus of worldwide  
48 news as the world slowly emerges from the pandemic of 2020. The broad range of symptomatology of  
49 COVID-19, from mild upper respiratory symptoms to severe acute respiratory syndrome and death, added  
50 uncertainty and fear that fueled a desperate search for treatment. Clinicians in an overwhelmed healthcare  
51 system were pressured to offer therapeutic options without clinical data. While the race to vaccine  
52 development was underway, so were other therapies for both hospitalized and clinic outpatients, as poor  
53 health outcomes and death was a common occurrence at the pandemic's infancy. By April 2020, an estimated  
54 death toll of nearly 200,000 deaths was reported globally. In the interim of global research efforts, certain  
55 therapies were administered without proven efficacy. In response to the increasing demand for treatments,  
56 the Food and Drug Administration issued Emergency Use Authorizations to allow the initiation of unproven  
57 therapies.

58 Initially, various treatments were explored in both inpatient and outpatient settings based on anecdotal  
59 evidence or *in vitro* data. As clinical experience grew and results of clinical trials became available,  
60 acceptance of evidence-based therapies varied and was influenced by clinicians' access to clinical guidelines,  
61 popular perception, and patient expectations. As a result, standard of care rapidly changed as coronavirus  
62 research elucidated the mechanisms of the virus and the more effective treatment protocols developed over  
63 time. However, there was a gap in research as there was no way to track these changes in a methodical  
64 fashion, especially in the Texas healthcare system.

65 This project aimed to report how practice patterns changed over time in a cohort of hospitalized  
66 patients in an academic center on the Gulf Coast of Texas. We examined medication prescribing practices  
67 based on the type of clinical encounter: outpatient (represented as pre-admission) compared with inpatient  
68 (during admission). Finally, we discuss the media's role in influencing which therapies were used.  
69

70 **METHODS**71 *Study Population*

72 Participants were recruited from University of Texas Medical Branch (UTMB) hospitals in Galveston  
73 County from March 2020 to June 2021. Subjects consented to participate in either the Observational Protocol  
74 for Diseases and Exposures of Public Health Importance or the Clinical Characterization Protocol for Severe  
75 Emerging Infections. Eligibility for participation in either protocol included confirmed or suspected infection  
76 with a pathogen of interest and English speaking. Consent was provided either by the subject or a legally  
77 authorized representative in writing. Only subjects with a confirmed SARS-CoV-2 infection were included in  
78 this analysis. No subjects were consented for enrollment for the study in April 2021; therefore, no data is  
79 available for this month.

80

81 *Data Collection and Analysis*

82 Data were collected by retrospective chart review and focused on patients admitted for treatment of  
83 COVID-19 infection. Each chart was reviewed by at least two researchers and compiled using REDCap.  
84 Medications reported by the patient as taken or prescribed for the current illness before admission were  
85 recorded, as well as medications administered during hospital admission based on chart review. Medications  
86 reported as outpatient may have been prescribed or recommended by providers outside of the UTMB Health  
87 system. Medications were categorized as: antiviral, antibiotic, steroid, supplement, antibody,  
88 hydroxychloroquine (HCQ), or other. Antibiotics were only included if administered within the first 48 hours of  
89 hospitalization as later treatment could indicate use for a hospital-acquired infection.<sup>1,2</sup> UTMB participated in  
90 the Adaptive COVID-19 Treatment Trial (ACTT) which tested the efficacy of remdesivir.<sup>3</sup> Some study  
91 participants were enrolled in ACTT, and the use of remdesivir was counted as intention-to-treat. Disease  
92 severity was categorized based on the highest level of oxygen therapy required during hospitalization: mild =  
93 no oxygen therapy; moderate = nasal canula; severe = high-flow nasal canula, CPAP, BiPAP; critical =  
94 mechanical ventilation, extracorporeal membrane oxygenation (ECMO). The percent of participants receiving  
95 each medication was calculated based on the month of admission to the hospital. Microsoft Excel was used  
96 for all calculations and visualization of data.

97

98 **RESULTS.**99 *Characteristics of Study Population*

100 The cohort for this study mimics the population of the hospital catchment area for which patients  
101 presented, with a slightly higher proportion of non-Hispanic blacks and a lower proportion of non-Hispanic  
102 whites being represented. The cohort was 42% female, and consisted of 27% non-Hispanic blacks, 46% non-  
103 Hispanic whites, and 26% Hispanic whites (Table 1). The average age was 56 years with a range of 22-91  
104 years, and the median duration of hospital stay was 7 days (range of 2-56 days). Disease severity from mild to  
105 critical were represented in this cohort and 1 patient was included who was later determined to be in the  
106 convalescent stage of disease (Table 1).

107 *Summary of Therapeutic Use in Different Patient Care Settings*

108 There were differences in the therapeutics used to treat COVID-19 infections based on the setting of  
109 treatment (Figure 1a). All therapeutics examined could be given in either setting, except for remdesivir.  
110 Seventy-one (79%) patients in this cohort received or were intended to receive the antiviral remdesivir during  
111 their hospitalization. In contrast, the one patient that received an antiviral in the outpatient setting received a  
112 neuraminidase inhibitor. Antibiotic, steroid, and supplement use were given in both settings, but at a greater  
113 rate during hospitalization. Antibiotics were used to treat 41 (46%) participants during hospitalization,  
114 compared to 27 (30%) receiving antibiotics pre-admission. Forty-six (51%) of participants received steroids in  
115 the inpatient setting, while 18 (20%) received steroids pre-admission. Remdesivir was given during  
116 hospitalization to all patients categorized with critical disease, and most of those categorized as having  
117 moderate or severe disease (Figure 1b). Only a quarter of those categorized as having mild disease received  
118 remdesivir. Those receiving steroids prior to hospital admission were typically categorized as having moderate  
119 disease (Figure 1c). Treatment guidelines were followed for those receiving steroids during hospitalization,  
120 being given to a large majority of those categorized as having severe or critical disease (Figure 1c).  
121 Supplements such as vitamin C, vitamin D, and Zinc were given to 17 (19%) and 26 (29%) patients in the  
122 outpatient and inpatient setting, respectively. No patients in this cohort received antibody therapy during  
123 hospitalization; only 3 received antibody therapy in the outpatient setting. HCQ use was infrequent, 2 patients  
124 in an outpatient setting and 7 during inpatient stay. Across all categories, patients in this cohort were more  
125 likely to receive treatment when hospitalized than in an outpatient setting.

126

127 *Therapeutic Use Over Time in the Outpatient Setting*

128 In March 2020, antibiotics were favored in the outpatient setting (Figure 2a). Antibiotic use declined  
129 over time and remained low throughout the rest of 2020. Usage increased during January, February, and  
130 June 2021, with minimal use the rest of 2021.

131 Initially, corticosteroid use for treating COVID-19 was debated due to previous concerns after use to  
132 treat SARS in 2003. The NIH issued specific guidelines recommending against the use of corticosteroids in  
133 non-hospitalized COVID-19 patients. Steroids were used minimally in the outpatient setting from March 2020  
134 to January 2021 (Figure 2b). In February and March 2021 there was an increase to 60% of those hospitalized  
135 treated with steroids. After this brief increase, few participants received steroids in the outpatient setting. The  
136 trend of high steroid use does not correlate with the release of the Randomized Evaluation of COVID-19  
137 (RECOVERY) trial or NIH and IDSA.<sup>4</sup> The results of the RECOVERY trial and inclusion of steroid use in NIH

138 and IDSA guidelines were limited to the inpatient setting. Steroid use was not recommended for outpatient  
139 use. The increase in steroid use in early 2021 may have been due to a misunderstanding of guidelines.

140 The use of supplements and other therapeutics (e.g., pain reliever, expectorant, cough suppressant,  
141 bronchodilator) in the outpatient setting did not show a distinct trend with respect to time (Figure 2c-d). Many  
142 of these medications are available without a prescription, and it was not determined if they were taken on the  
143 recommendation of a provider or at the patient's discretion. Antibody therapy and HCQ were used infrequently  
144 in the outpatient setting. Twenty percent of participants admitted in March 2021 and 40% in June 2021  
145 received outpatient antibody therapy; 13% in December 2020 and 20% in March 2021 received HCQ (data  
146 not shown).

147

#### 148 *Therapeutic Use Over Time in the Inpatient Setting*

149 Therapeutic use during hospitalization for COVID-19 followed a more predictable trend than in the  
150 outpatient setting. UTMB circulated institutional recommendations for treatment which typically followed NIH  
151 guidelines. Remdesivir was given to most patients after the Food and Drug Administration (FDA) granted an  
152 Emergency Use Authorization (EUA) on May 1, 2020 (Figure 3a). Before the issuance of the EUA, 83% and  
153 44% of patients from this cohort in March and April 2020, respectively, were counted as receiving remdesivir  
154 in an intention to treat analysis as they were enrolled in ACTT-1.<sup>3</sup> Even after the EUA was issued for  
155 remdesivir, universal use of this medication was not routine until December 2020.

156 Steroid use, specifically dexamethasone, in hospitalized patients was rarely utilized until after the  
157 publication of the RECOVERY trial at the end of June 2020, showing benefits in hospitalized patients  
158 receiving oxygen therapy (Figure 3b).<sup>4</sup> There was a clear increase in dexamethasone use in August 2020.  
159 Dexamethasone use was given to most hospitalized participants for May 2021.

160 Antibiotic use in hospitalized patients fluctuated (Figure 3c). Therapeutics categorized as "other" were  
161 used consistently from March to October 2020 (Figure 3d). Except for January and June 2021, the use of  
162 these medications was lower in 2021 compared to 2020. HCQ use was low in the inpatient setting, with only 7  
163 patients receiving this therapy across the period analyzed (data not shown). Only one patient from this cohort  
164 received HCQ in 2021. Also categorized as "other" were anticoagulants. Use of anticoagulants, either  
165 prophylactically or therapeutically in hospitalized patients was low in this cohort. Prophylactic use was more  
166 common in patients categorized as having mild or moderate disease (10% and 13%, respectively) than those  
167 with severe or critical disease (4% and 1%, respectively). Therapeutic doses were only given to eight patients,  
168 one each for mild or moderate disease and three each for severe and critical disease.

169



170 **DISCUSSION.**

171 In three years, robust research centered on COVID-19 quickly resulted in guidelines based on clinical  
172 trial results for hospitalized and ambulatory patients. A retrospective look of these efforts to find an effective  
173 treatment is worth the discourse. The FDA issued several EUAs for the treatment of COVID-19 based on  
174 available data at the time, indicating these therapeutics could provide some benefit to patients. The cohort  
175 examined in this study offers insight into the therapeutics used to treat hospitalized COVID-19 patients at  
176 UTMB over the first 15 months of the pandemic. We reviewed several treatment types, including therapies  
177 that received an EUA and those touted as beneficial in mainstream media.

178 Our study found that antiviral, antibiotic, steroid, and supplement therapies saw greater use in the  
179 inpatient setting from March 2020 to June 2021. Antiviral therapy with remdesivir was more common in the  
180 inpatient setting since it was only available in this setting at the time of the study. Treatment with remdesivir is  
181 now available for non-hospitalized patients but requires access to a clinic capable of giving infusions over  
182 multiple days. Our study noted a greater use of antibiotics in outpatient settings, particularly azithromycin.  
183 Macrolides and HCQ were two frequently used antimicrobials in countries such as France and China. This is a  
184 surprising reality given the lack of data for their use in treating viral infections.<sup>5</sup> Although macrolides are  
185 commonly used to target a variety of bacterial infections, there is little reason to believe such a treatment  
186 would benefit a viral infection such as COVID-19. Similarly, HCQ is commonly used to treat autoimmune  
187 disorders and infections involving intracellular bacteria. One reason these therapeutics were considered could  
188 have been due to strong media coverage when COVID-19 treatments were unknown. The knowledge that  
189 certain micronutrients boost immunity likely influenced the use of supplements categorized as 'other' in our  
190 study such as vitamin C and Zinc. However, a third of patients reported having initiated these therapies before  
191 admission. Our data did not ascertain whether these medications used before hospital admission were  
192 initiated by a provider or at the patient's discretion.

193 When examining trends over time, clear patterns emerged in both settings. The data support the idea  
194 that the presentation date may influence the extent of use of any therapy. For example, in early 2020, when  
195 testing for COVID-19 was limited and community spread was presumed low, antibiotics were prescribed more  
196 heavily in the outpatient setting. Antibiotic use slowly declined as the year progressed but increased again  
197 starting in December 2020. This increase coincides with the second major wave of cases reported in the  
198 county from which this cohort resided. The use of steroids in the outpatient setting was not prominent  
199 throughout the period examined. Still a brief increase in use was seen during the first few months of 2021,  
200 when nearly 60% of patients received outpatient steroid therapy. Finally, supplements had no discernable  
201 pattern, with usage oscillating from month to month.

202 The EUA for remdesivir monotherapy, released on May 1, 2020, coincides with the greatest use in  
203 this cohort of patients.<sup>6</sup> In a large, randomized, placebo-controlled double-blinded trial, a statistically  
204 significant decrease in recovery time was found for the group receiving remdesivir.<sup>3</sup> The study thereby  
205 supported remdesivir's effectiveness in reducing recovery time in hospitalized patients infected with SARS-  
206 CoV-2. This led to the issuance of an EUA and eventual FDA approval with the addition of data from other  
207 trials. Another notable benefit of remdesivir was seen in patients receiving low-flow oxygen therapy,  
208 suggesting the antiviral prevented disease progression, as there was a lower frequency of patients needing  
209 higher-level oxygen therapy and other respiratory support.<sup>3</sup>

210 In the open-label Randomized Evaluation of COVID-19 Therapy (RECOVERY) trial that analyzed  
211 multiple therapies in hospitalized patients with COVID-19, the use of dexamethasone was compared to usual  
212 care alone, with 28-day mortality as the primary outcome.<sup>4</sup> The study found that significantly fewer patients  
213 died within 28 days in the dexamethasone treatment arm than those receiving standard of care. Results from  
214 this trial led to the recommendation of dexamethasone for all hospitalized adults requiring supplemental  
215 oxygen.

216 Overall, the use of antivirals and steroids from July 2020 to March 2021 in this cohort coincided with  
217 data releases for both remdesivir and dexamethasone and treatment guidelines, such as those published by  
218 the Infectious Diseases Society of America (IDSA), the National Institutes of Health (NIH), and the World  
219 Health Organization (WHO).<sup>7-9</sup> In the outpatient setting, dexamethasone and other corticosteroids were widely  
220 used as it was thought that their use would limit systemic inflammation.<sup>10</sup> Increased use continued even after  
221 the results of the RECOVERY trial were released and NIH guidelines were updated.

222 Another early consideration for COVID-19 treatment was the hydroxyl derivative of chloroquine, HCQ,  
223 due to its potential immunologic benefits, such as *in vitro* inhibition of toll-like receptor signaling and alteration  
224 of cellular pH.<sup>11</sup> An EUA was issued on March 28, 2020, for using HCQ to treat COVID-19;<sup>12</sup> however, several  
225 studies revealed its limited clinical benefit. One retrospective analysis of a large data set from over 96,000  
226 patients found that HCQ did not offer any therapeutic benefit and could reduce survival by potentiating  
227 ventricular arrhythmia, thus increasing the risk of invasive ventilation or death. Given these safety concerns, the  
228 WHO removed HCQ as a treatment arm in the Solidarity trial. Its EUA was subsequently revoked three  
229 months after its release.<sup>13</sup>

230 Although primarily a respiratory virus, COVID-19 often showed coagulopathy. It is thought that during  
231 severe disease caused by the virus, dysregulated thrombosis cascade within the alveoli and pulmonary  
232 vessels resulted in an initial local hypercoagulability that then metastases.<sup>14</sup> COVID-19 was also found to  
233 result in cellular abnormalities such as lymphopenia, the degree of which correlated to disease severity.<sup>14</sup> One  
234 theory proposed that the mismatch in neutrophil to lymphocytes ratio triggered venous thrombosis and was a  
235 reliable predictor of mortality. Only a small percentage of the cohort examined in this study was given  
236 anticoagulation medication, either at prophylactic or therapeutic doses.

237 Monoclonal antibodies were not heavily used in this cohort, despite EUA. This is likely because the  
238 EUA letters were released later in 2020 and early 2021. In this study, bamlanivimab and etesevimab, which  
239 had EUAs released in February 2021, were used more frequently pre-admission than during, which follows  
240 one of the use limitations proposed by the FDA as neither had been studied in hospitalized patients.<sup>15</sup>

241 Among the treatments that had not received indications for use in COVID-19 infection, antibiotics had  
242 a fair amount of use in our cohort that notably varied over time. Benefits from azithromycin (AZM) may be  
243 attributed to its mechanism of reducing the production of intercellular adhesion molecule synthesis (e.g.,  
244 ICAM-1), a component crucial for viral adhesion.<sup>16</sup> However, this effect has not been well studied for use in  
245 SARS-CoV-2 infection. The studied effects of AZM came mainly from its adjunctive use with HCQ, as it was  
246 found that both together showed some ability to interfere with viral replication, as evidenced by a small clinical  
247 trial in France.<sup>16</sup> Among a few randomized trials that investigated the therapeutic benefits of azithromycin as  
248 monotherapy, one in 2021 conducted on 263 COVID-positive patients found that on day 14, no improvement  
249 or absence of symptoms was reported after a single dose of azithromycin.<sup>17</sup>

250 In our study, participants also had a considerable use of supplements. Several studies support the  
251 benefit of Zinc for its anti-inflammatory properties, aiding in the production of cytokines and improving the  
252 integrity of cellular tight junctions.<sup>18</sup> Similarly, vitamin C is a notable antioxidant that influences immune cell  
253 migration and function.<sup>19</sup> Thus, the frequent use seen in outpatient and inpatient settings was well supported  
254 *in vitro*.

255 Currently, several well-researched therapies are now accepted for COVID-19 therapy. Among these  
256 are intravenous remdesivir for hospitalized patients and baricitinib, an immune modulator. Although not  
257 heavily utilized in this cohort, convalescent plasma (CP) appeared to be a promising COVID-19 therapeutic  
258 early in the pandemic. CP received an EUA in August of 2020.<sup>20</sup> Given its variable therapeutic efficacy, in  
259 February 2021, the EUA for CP was revised to restrict its use only to hospitalized patients with poor humoral  
260 immunity and those in the early stage of infection.<sup>21</sup> Presently, the NIH advises against its use in  
261 immunocompetent hospitalized patients and CP collected before the omicron variant surge and its use in  
262 immunocompetent hospitalized patients.<sup>8, 22</sup> In the outpatient setting, the NIH led the Clinical Trial of COVID-  
263 19 Convalescent Plasma in Outpatients (C3PO) showed that CP offered little in the way of disease prevention  
264 when given in early disease. In February 2021, the trial was discontinued as little efficacy was found.<sup>23</sup> The  
265 RECOVERY trial also showed minimal benefit of high-titer CP.<sup>24</sup>

266 Throughout 2020 to 2021, adjusting guidelines, media, and other factors increased or decreased the  
267 use of certain therapeutics to treat COVID-19. Changes in the IDSA guidelines show how therapeutic  
268 recommendations have been adjusted over time.<sup>7</sup> As the pandemic progressed, additional research provided  
269 further guidance, contributing to updated treatment guidelines and an improved standard of care.<sup>25</sup>  
270 Furthermore, in the cohort examined here, there was a minimal delay in implementing guidelines and the  
271 corresponding changes in clinical practice. For example, the IDSA guidelines provided a strong  
272 recommendation for the use of dexamethasone on September 25, 2020. This change was evident in Figure  
273 3b, with inpatient steroid use increasing from September to October 2022.

274 When looking retrospectively at the progression of COVID-19 therapeutics, one cannot ignore the  
275 media's role, as unproven treatments were marketed through both mainstream and online media. One  
276 example was seen on October 1, 2020, when former President Donald Trump tested positive for COVID-19  
277 and was treated with the antibody cocktail REGEN-COV (Casirivimab and Imdevimab), remdesivir, and  
278 steroids, in addition to vitamin D and Zinc.<sup>26</sup> This could correlate to several spikes in medication usage seen in  
279 October 2020 and the months immediately after, due to heavy media coverage. After Donald Trump was  
280 treated with remdesivir monotherapy, inpatient antiviral usage increased and remained high for this group  
281 (Figure 3a). While this does not indicate causation, the positive media coverage potentially increased patient  
282 willingness towards this treatment. Although not observed in this cohort, the media may have influenced  
283 changes in the use of HCQ and AZM, especially early in the pandemic. President Trump made statements  
284 regarding his use of HCQ and azithromycin to prevent illness from COVID-19 and publicly pressured the FDA  
285 to release an EUA for HCQ.<sup>27, 28</sup> This sentiment was further publicized by the group America's Frontier  
286 Doctors, whose own press conference went viral on social media. This struggle between media figures and  
287 scientists led to the public questioning what was true, prompting some to demand specific treatments when  
288 receiving care.

289 Overall medication use in the inpatient setting in this cohort mimicked what would be expected based  
290 on changing clinical guidelines. The outpatient use of medications showed a limited knowledge of disease

291 etiology early in the pandemic, with antibiotics, unproven supplements, and “other” therapeutics regularly  
292 being used. The outpatient use of HCQ, AZM, Vitamin D, and Zinc for the treatment of Donald Trump showed  
293 a correlated increase in October 2020. Similar increases were seen after other notable press events and  
294 when NIH guidelines were adjusted to include or exclude certain medications, possibly pointing to the effect  
295 that media coverage may have on medication use. In the face of a new disease, it is important to provide  
296 treatments based on scientific and clinical data rather than anecdotal evidence, and to communicate these  
297 findings with patients to ensure safe and productive treatment.

298

299 Our study reveals that the evolution of COVID-19 treatment guidelines has been significantly influenced by  
300 emerging clinical trial data, regional healthcare practices, and the varying interpretations of these data by  
301 medical experts. This observation aligns with previous findings which also note rapid guideline updates in  
302 response to major clinical trial outcomes.<sup>29</sup> For instance, the swift incorporation of findings from the  
303 RECOVERY trial into treatment guidelines reflects a broader trend of integrating high-quality evidence into  
304 clinical practice. Moreover, our analysis highlights regional variations in the adoption and implementation of  
305 treatment guidelines, which corroborates the work of Lee et al.<sup>30</sup> They emphasized the challenges of aligning  
306 global recommendations with local healthcare infrastructures and patient demographics. These variations  
307 underscore the necessity for flexible and adaptive guideline frameworks that can accommodate regional  
308 differences while maintaining a foundation in robust scientific evidence.

309

#### 310 *Limitations*

311 Our study was limited to patients hospitalized at UTMB in Galveston County and may not represent  
312 the larger population. Further studies could benefit from a multi-center approach to encompass a broader  
313 demographic and geographic pool and add generalizability to the study. Additionally, patients who chose to  
314 participate in this research study may have been more open to receiving other therapeutic interventions,  
315 including medications undergoing clinical trials, even if they were not authorized or proven, potentially  
316 resulting in bias. Lastly, the data were collected retrospectively, and may be subject to recall bias. These  
317 limitations could be addressed through further patient outreach and using a broader cohort in future research.

318

319 **SUMMARY - ACCELERATING TRANSLATION**

320

321 In this article titled "A Descriptive Analysis of the Use of Various Therapeutics in a Cohort of COVID-19 Patients,"  
322 the authors investigated how a novel disease such as COVID-19 was clinically treated when national guidelines  
323 constantly changed. By understanding how hospital systems such as UTMB treat novel illnesses with mixed  
324 guidelines, future new diseases can be more effectively and efficiently managed. Being adaptable and  
325 implementing guidelines is an important aspect of medicine, as new diseases will likely emerge. The authors  
326 followed 90 patients with a positive COVID-19 diagnosis from March 2020 to June 2021. They collected a  
327 detailed accounting of what medications each patient took before admission, after admission, and if the patient  
328 was hospitalized. This data showed large differences were seen in patients who were managed in outpatient  
329 clinics versus in the hospital. Antibiotics such as azithromycin were given much more commonly in the outpatient  
330 setting despite a lack of guidelines for administering antibiotic treatment for COVID-19. When analyzing the  
331 data month to month, it was clear that guidelines and news coverage played a significant role in how physicians  
332 treated COVID-19 through 2020. Medications that received strong media coverage such as hydroxychloroquine,  
333 were prescribed noticeably in the months shortly after news coverage. This is despite no recommendation from  
334 national and local guidelines at the time, which would be later updated to recommend against the use of  
335 hydroxychloroquine. This descriptive analysis encourages policymakers in the United States to work closely  
336 with physicians when communicating the best treatment recommendations for a novel disease. A unified  
337 message to the medical community, media, and public would strengthen strong clinical treatment practices and  
338 prevent the use of ineffective medications.

Accepted, in press

## 339 REFERENCES.

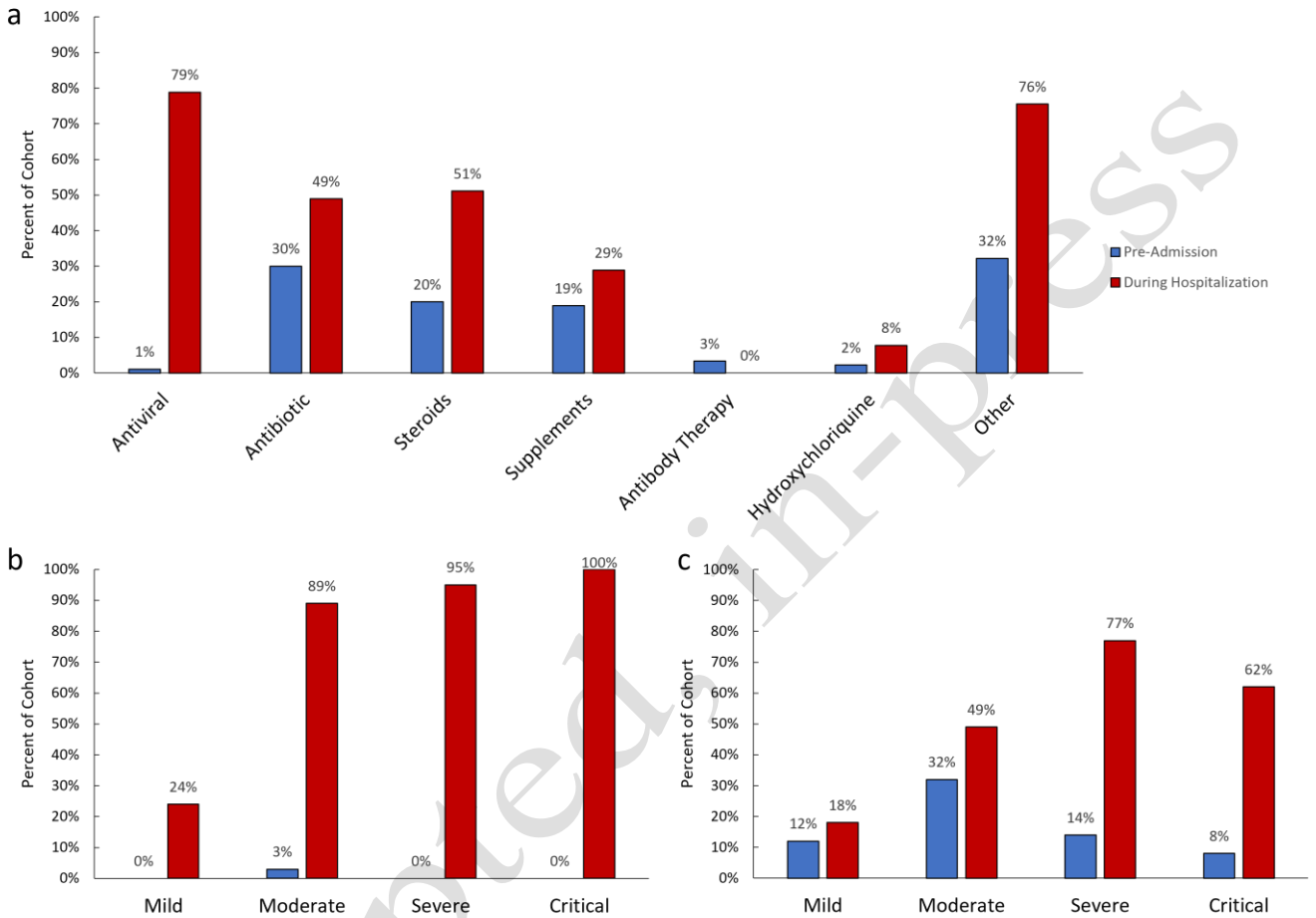
- 340 1. Monegro AF, Muppidi V, Regunath H. Hospital-Acquired Infections. StatPearls. Treasure  
341 Island (FL)2023.
- 342 2. Revelas A. Healthcare - associated infections: A public health problem. Niger Med J.  
343 2012;53(2):59-64.
- 344 3. Beigel JH, Tomashek KM, Dodd LE, Mehta AK, Zingman BS, Kalil AC, et al. Remdesivir for  
345 the Treatment of Covid-19 - Final Report. N Engl J Med. 2020.
- 346 4. Recovery Collaborative Group, Horby P, Lim WS, Emberson JR, Mafham M, Bell JL, et al.  
347 Dexamethasone in Hospitalized Patients with Covid-19. N Engl J Med. 2021;384(8):693-704.
- 348 5. Recovery Collaborative Group, Horby P, Mafham M, Linsell L, Bell JL, Staplin N, et al. Effect  
349 of Hydroxychloroquine in Hospitalized Patients with Covid-19. N Engl J Med. 2020;383(21):2030-  
350 40.
- 351 6. Coronavirus (COVID-19) Update: FDA Issues Emergency Use Authorization for Potential  
352 COVID-19 Treatment [press release]. 05/01/2020 2020.
- 353 7. Bhimraj A MR, Shumaker AH, Baden L, Cheng VC, Edwards KM, Gallagher JC, Gandhi RT,  
354 Muller WJ, Nakamura MM, O'Horo JC, Shafer RW, Shoham S, Murad MH, Mustafa RA, Sultan S,  
355 Falck-Ytter Y. Infectious Diseases Society of America Guidelines on the Treatment and Management  
356 of Patients with COVID-19: Infectious Diseases Society of America; 2022 [Version 10.0.0:[Available  
357 from: <https://www.idsociety.org/practice-guideline/covid-19-guideline-treatment-and-management/>.  
358 8. COVID-19 Treatment Guidelines Panel. Coronavirus Disease 2019 (COVID-19) Treatment  
359 Guidelines. National Institutes of Health 2022 [Available from:  
360 <https://www.covid19treatmentguidelines.nih.gov/>.  
361 9. World Health Organization Communicable Diseases Emergencies Preparedness Emerging  
362 Diseases Clinical Assessment and Response Network Guidelines Review Committee. Therapeutics  
363 and COVID-19: Living guideline 2022 [Available from:  
364 <https://www.who.int/publications/i/item/WHO-2019-nCoV-therapeutics-2022.5>.  
365 10. Bradley MC, Perez-Vilar S, Chillarige Y, Dong D, Martinez AI, Weckstein AR, et al. Systemic  
366 Corticosteroid Use for COVID-19 in US Outpatient Settings From April 2020 to August 2021. JAMA.  
367 2022;327(20):2015-8.
- 368 11. Zhao M. Cytokine storm and immunomodulatory therapy in COVID-19: Role of chloroquine  
369 and anti-IL-6 monoclonal antibodies. Int J Antimicrob Agents. 2020;55(6):105982.
- 370 12. Coronavirus (COVID-19) Update: Daily Roundup March 30, 2020 [press release]. 03/30/2020  
371 2020.
- 372 13. Coronavirus (COVID-19) Update: FDA Revokes Emergency Use Authorization for  
373 Chloroquine and Hydroxychloroquine [press release]. 06/15/2020 2020.
- 374 14. Abou-Ismaïl MY, Diamond A, Kapoor S, Arafah Y, Nayak L. The hypercoagulable state in  
375 COVID-19: Incidence, pathophysiology, and management. Thromb Res. 2020;194:101-15.
- 376 15. Coronavirus (COVID-19) Update: FDA Authorizes Monoclonal Antibodies for Treatment of  
377 COVID-19 [press release]. 02/09/2021 2021.
- 378 16. Parra-Lara LG, Martinez-Arboleda JJ, Rosso F. Azithromycin and SARS-CoV-2 infection:  
379 Where we are now and where we are going. J Glob Antimicrob Resist. 2020;22:680-4.
- 380 17. Oldenburg CE, Pinsky BA, Brogdon J, Chen C, Ruder K, Zhong L, et al. Effect of Oral  
381 Azithromycin vs Placebo on COVID-19 Symptoms in Outpatients With SARS-CoV-2 Infection: A  
382 Randomized Clinical Trial. JAMA. 2021;326(6):490-8.
- 383 18. Diyya ASM, Thomas NV. Multiple Micronutrient Supplementation: As a Supportive Therapy  
384 in the Treatment of COVID-19. Biomed Res Int. 2022;2022:3323825.
- 385 19. Holford P, Carr AC, Jovic TH, Ali SR, Whitaker IS, Marik PE, et al. Vitamin C-An Adjunctive  
386 Therapy for Respiratory Infection, Sepsis and COVID-19. Nutrients. 2020;12(12).
- 387 20. FDA Issues Emergency Use Authorization for Convalescent Plasma as Potential Promising  
388 COVID-19 Treatment, Another Achievement in Administration's Fight Against Pandemic [press  
389 release]. 08/23/2020 2020.

- 390 21. FDA In Brief: FDA Updates Emergency Use Authorization for COVID-19 Convalescent  
391 Plasma to Reflect New Data [press release]. 02/04/2021 2021.
- 392 22. Gavriatopoulou M, Ntanasis-Stathopoulos I, Korompoki E, Fotiou D, Migkou M, Tzanninis  
393 IG, et al. Emerging treatment strategies for COVID-19 infection. *Clin Exp Med.* 2021;21(2):167-79.
- 394 23. Korley FK, Durkalski-Mauldin V, Yeatts SD, Schulman K, Davenport RD, Dumont LJ, et al.  
395 Early Convalescent Plasma for High-Risk Outpatients with Covid-19. *N Engl J Med.*  
396 2021;385(21):1951-60.
- 397 24. Recovery Collaborative Group. Convalescent plasma in patients admitted to hospital with  
398 COVID-19 (RECOVERY): a randomised controlled, open-label, platform trial. *Lancet.*  
399 2021;397(10289):2049-59.
- 400 25. Potter GE, Bonnett T, Rubenstein K, Lindholm DA, Rapaka RR, Doernberg SB, et al. Temporal  
401 Improvements in COVID-19 Outcomes for Hospitalized Adults: A Post Hoc Observational Study of  
402 Remdesivir Group Participants in the Adaptive COVID-19 Treatment Trial. *Ann Intern Med.*  
403 2022;175(12):1716-27.
- 404 26. Cohen J. Update: Here's what is known about Trump's COVID-19 treatment. 2020 10/05/2020.
- 405 27. Cathey L. Timeline: Tracking Trump alongside scientific developments on  
406 hydroxychloroquine 2020 [Available from: [https://abcnews.go.com/Health/timeline-tracking-trump-  
407 alongside-scientific-developments-hydroxychloroquine/story?id=72170553](https://abcnews.go.com/Health/timeline-tracking-trump-alongside-scientific-developments-hydroxychloroquine/story?id=72170553)].
- 408 28. McCarthy T GJ. Trump is taking hydroxychloroquine, White House confirms 2020 [Available  
409 from: [https://www.theguardian.com/us-news/2020/may/19/trump-hydroxychloroquine-covid-19-  
410 white-house](https://www.theguardian.com/us-news/2020/may/19/trump-hydroxychloroquine-covid-19-white-house)].
- 411 29. Li G, Hilgenfeld R, Whitley R, De Clercq E. Therapeutic strategies for COVID-19: progress  
412 and lessons learned. *Nat Rev Drug Discov.* 2023;22(6):449-75.
- 413 30. Cokljat M, Cruz CV, Carrara VI, Puttaraksa K, Capriglioni C, Insaurralde SM, et al.  
414 Comparison of WHO versus national COVID-19 therapeutic guidelines across the world: not exactly  
415 a perfect match. *BMJ Glob Health.* 2024;9(4).
- 416  
417

418 **FIGURES AND TABLES.**

419 **Figure 1.** Percentage of Cohort Using Specified Therapeutics Pre-admission (Outpatient) versus During  
420 Hospitalization (Inpatient)

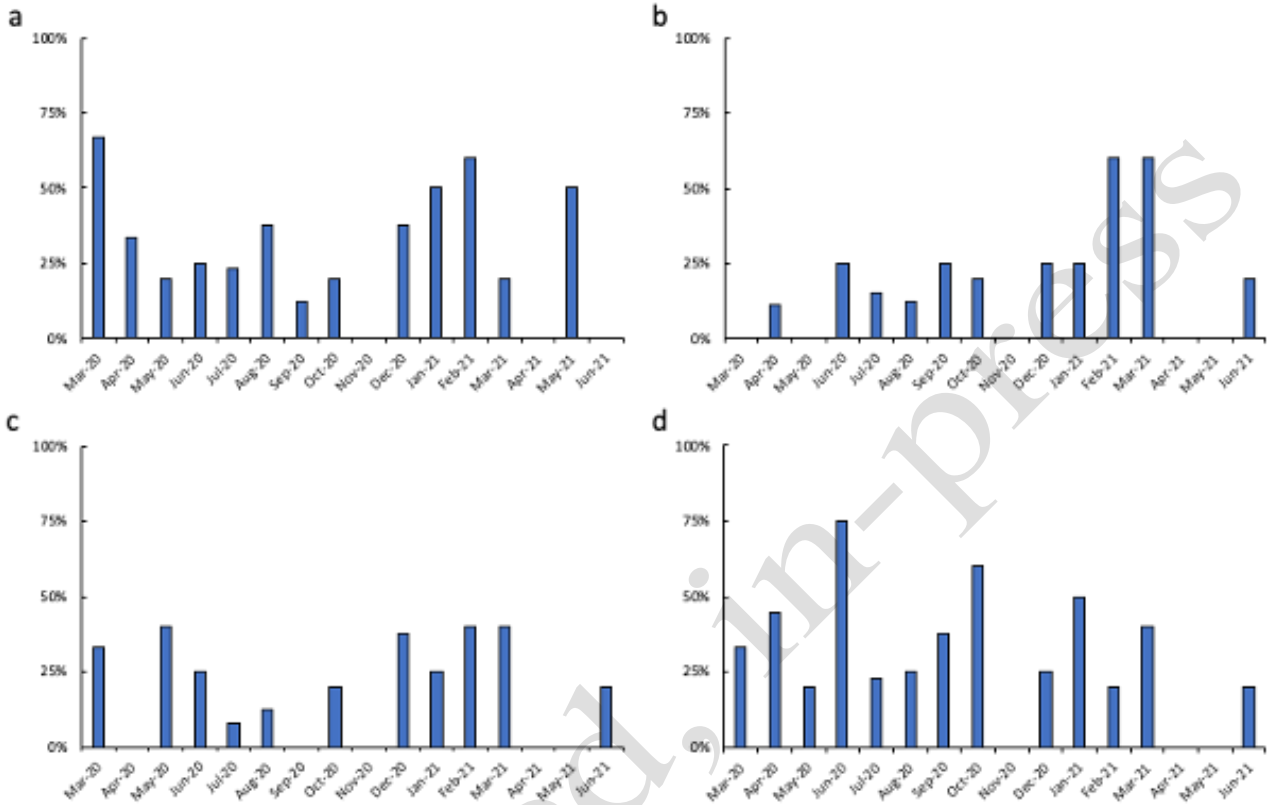
421 (A) Use of each therapeutic across entire cohort. (B) Use of antiviral therapy separated by disease severity. (C)  
422 Use of steroid therapy separated by disease severity.



423



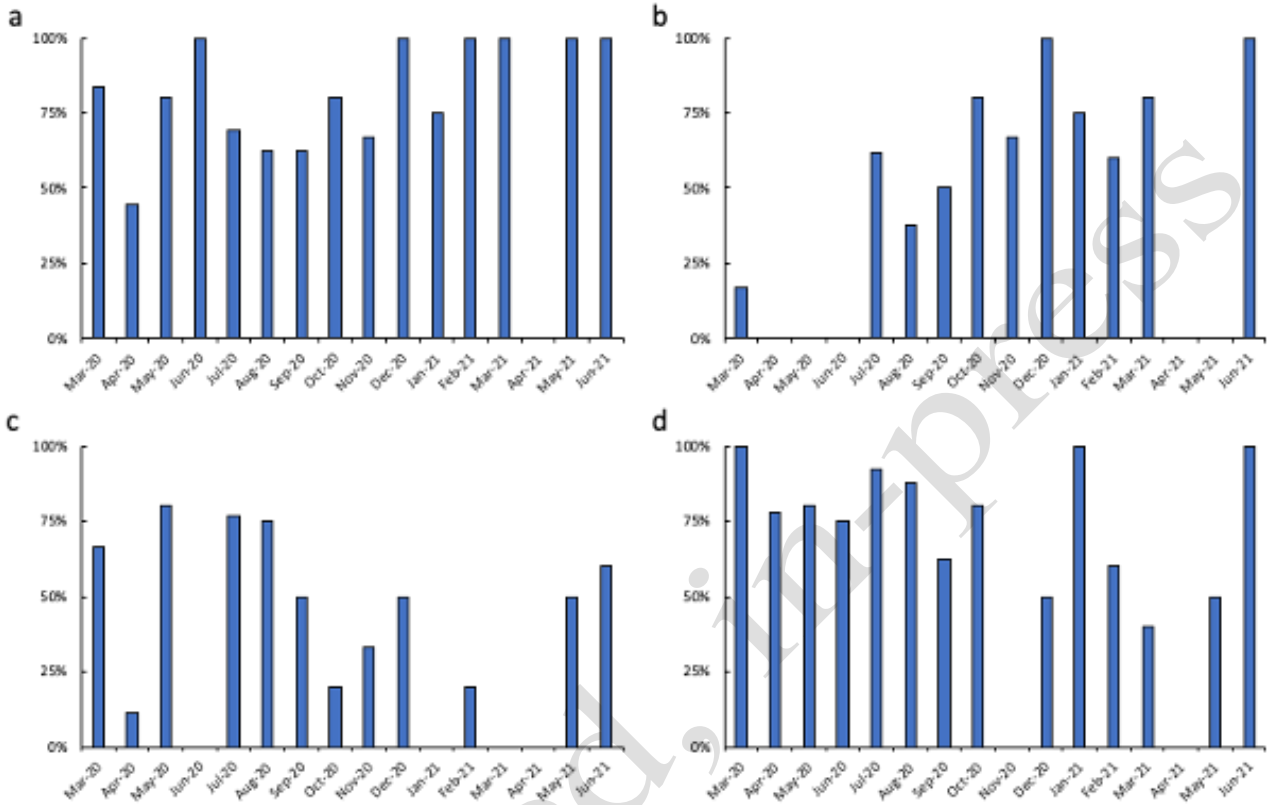
424 **Figure 2.** Percentage of Cohort Using Specified Therapeutics Before Admission (outpatient) Based on Month  
 425 of Admission  
 426 (a) Antibiotics, (b) Steroids, (c) Supplements, (d) Other (e.g., Pain Relievers, Expectorants, Cough  
 427 Suppressants, and Bronchodilators).



428

Accepted Article

429 **Figure 3.** Percentage of Cohort Using Specified Therapeutics During Hospitalization (Inpatient) Based on Month  
 430 of Admission  
 431 (a) Antivirals, (b) Steroids, (c) Antibiotics, (d) Other (e.g., Pain Relievers, Expectorants, Cough Suppressants,  
 432 and Bronchodilators).



433

Accepted Article

434 **Table 1.** Characteristics of the Study Population .

435 The severity of the disease was determined based on the highest oxygen needs during hospitalization. O2 –  
436 Oxygen; NC – nasal cannula; HFNC – high flow nasal cannula; CPAP – continuous positive airway pressure  
437 ventilation; BiPAP – bilevel positive airway pressure ventilation; MV – mechanical ventilation; ECMO –  
438 extracorporeal membrane oxygenation.

<b>Characteristic</b>	<b>Value</b>
<b>Age (years), mean (range)</b>	56 (22-91)
<b>Total Population (n)</b>	90
<b>Female, n (%)</b>	38 (42)
<b>Race/Ethnicity, n (%)</b>	
Non-Hispanic Black	24 (27)
Non-Hispanic White	41 (46)
Hispanic White	23 (26)
Native Hawaiian/Pacific Islander	1 (1)
<b>Length of Hospitalization (days)</b>	
Median	7
Range	2 - 56
<b>Severity, n (%)</b>	
Mild (no need for Oxygen)	17 (19)
Moderate (NC)	37 (41)
Severe (HFNC, CPAP, BiPAP)	22 (24)
Critical (MV, ECMO)	13 (14)
Convalescent	1 (1)

439